






FEES

-  Accommodation and Low level support of 5 hours a week: £500
-  Accommodation and Low-Medium level support of 10 hours a week: £750
-  Accommodation and Medium-High level support of 15 hours a week: £900
-  Accommodation and High level support of 20 hours per week: £1200

All fees include accommodation, gas, electricity, council tax, water rates, TV licence, provisions of essential furniture for accommodation, life coaching, key working sessions, and access to 24-hour emergency helpline.

N.B. If additional hours of support work are required additional costs will apply.

